

CLEFWORD PUZZLE 2

		1		2		3
4				5		
		6				
7	8			9	10	
			11			
12						
			13			

ACROSS

DOWN

4

5

6

7

9

11

12

13

1

2

3


























4

8

10

11

SOLUTION

		D		F			B
B	E	E		E	D	G	E
A		A	C	E			E
D	A	D		D	E	A	F
	B					D	
	B		B	E	A	D	
C	A	F	E			E	
			D	E	E	D	